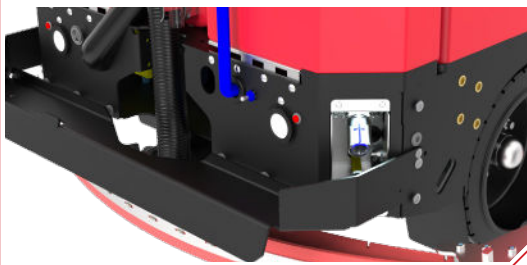




## Key Features

**Brake Lights, Rear Lights, Flip Up Bumper, and Service Cabinet**



**Your Choice Of Central Command**

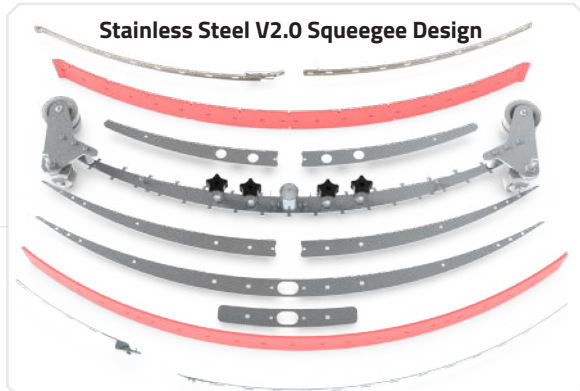
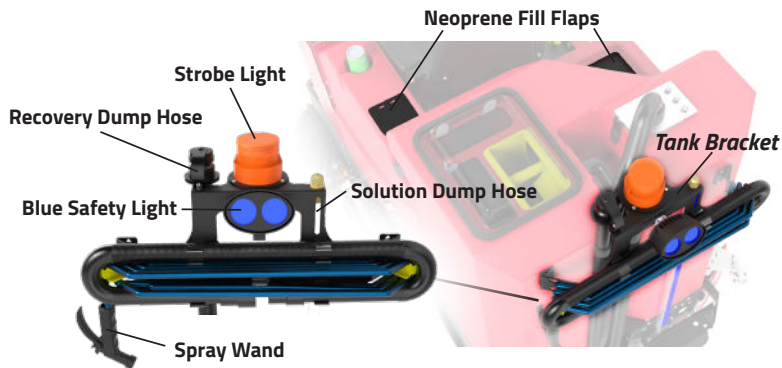
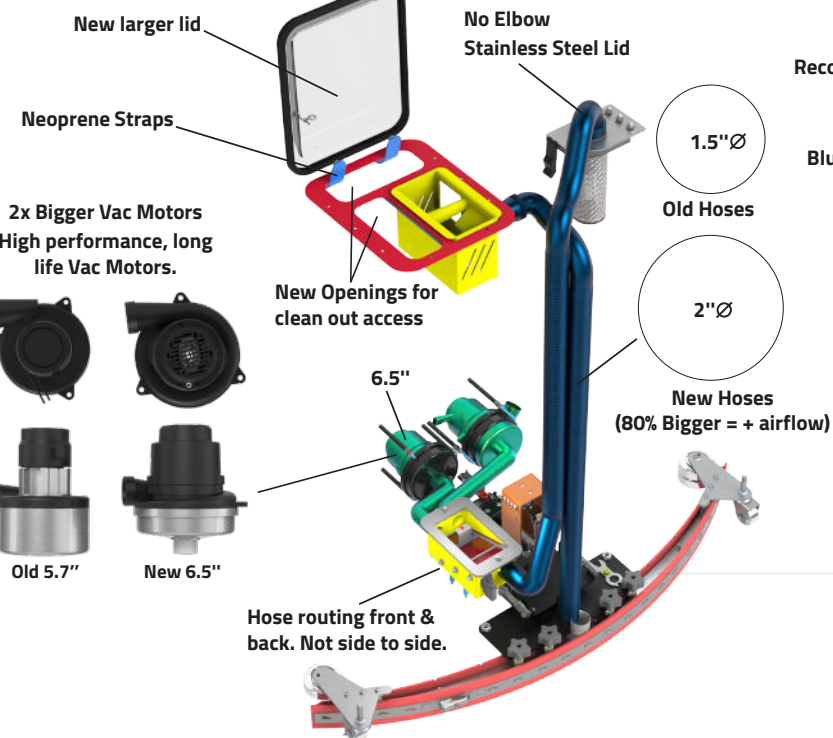
**Military**

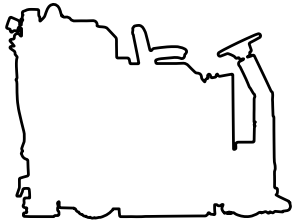
**Legacy**

**Touch**



**Wider Side Brooms, LED Headlights, 2nd Point Adjustable Wiper Blades.**





# XR v2.0

## Technical Specs

# FACTORYCAT

Handmade in U.S.A. - Est 1986



### BODY CONSTRUCTION/ DIMENSIONS

|                          |   |
|--------------------------|---|
| Chassis Construction:    | 3/16" Steel (4.8 mm) Powder Coated            |
| Front Wheels (Ø x Width) | 12" x 4" (30 x 10 cm) - Solid Black           |
| Rear Wheels (Ø x Width): | (2x) 14" x 5" ([2x] 36 x 12 cm) - Solid Black |
| Size (L x W x H):        | 77" x 43" x 59" (177 x 93 x 144 cm)           |
| Weight (w/o Batteries):  | 1,200 lbs - 1,250 lbs (544 - 567 kg)          |
| Weight (w/ Batteries):   | 1,925 - 1,975 lbs (873 - 896 kg)              |

### BRUSH / PAD SYSTEM

|                   |  |
|-------------------|--|
| Disk Dimensions:  | 40" - (2x) 20" Ø (101 - [2x] 50 cm)<br>45" - (2x) 23" Ø (114 - [2x] 58 cm) |
| Disk Motor:       | (2x) 1.5 hp 350 rpm ([2x] 746 watts)                                       |
| Disk Brush Speed: | 350 rpm  |

|                         |   |
|-------------------------|---|
| Cylindrical Dimensions: | 40" - (2x) 7" Ø x 38" (101 - [2x] 18 x 81 cm)<br>46" - (2x) 7" Ø x 44" (116 - [2x] 18 x 112 cm) |
|-------------------------|---|

|                          |  |
|--------------------------|--|
| Cylindrical Motor:       | (2x) 1.5 hp 350 rpm ([2x] 1,118 watts) |
| Cylindrical Brush Speed: | 750 rpm                                |

|                      |  |
|----------------------|--|
| Brush Down Pressure: | Up to 300 lbs (113 kg) / 1200 lbs (227 kg) Actuator Rating |
|----------------------|--|

### POWER SYSTEM

|                           |                                |
|---------------------------|--------------------------------|
| System Voltage/Amps       | 36 VDC / 315 ah WET            |
| Optional Battery:         | Up to 425 ah WET / 400 ah AGM* |
| *Includes Onboard Charger |                                |
| Run Time:                 | Up to 5.0 Hours**              |

\*\*Based on continuous scrubbing run times.

### DRIVE SYSTEM

|                  |  |
|------------------|--|
| Power:           | 3.0 hp - All Gear / Sealed (2,237 watts)                 |
| Forward Speed:   | 0 - 320 ft/min / 0 - 3.6 mph (0 - 98 m/min / 0 - 6 km/h) |
| Scrubbing Speed: | 0 - 256 ft/min / 0 - 2.9 mph (0 - 78 m/min / 0 - 5 km/h) |
| Reverse Speed:   | 0 - 230 ft/min / 0 - 2.6 mph (0 - 70 m/min / 0 - 4 km/h) |

### SOLUTION / RECOVERY SYSTEMS

|                                      |   |
|--------------------------------------|---|
| Solution Tank Capacity:              | 65 Gallons (246 liters) - w/ Graduated Site Tube                              |
| Solution Flow / Filter:              | 0 - 1.0 GPM / Stainless Inline (0 - 3.7 LPM)                                  |
| Recovery Tank Capacity:              | 78 Gallons (295 liters) - 2" Ø Drain Hose                                     |
| Demisting Chamber:                   | 1.25 Gallons (4.7 liters)   |
| Drain Saver:                         | 30 cubic inches (2,130 cubic cm)  |
| Vacuum Power (Water Lift / Airflow): | (2x) 1.0 hp / 2 Stage / 6.6" Ø (551watts)<br>73" / 96 cfm (186 cm / 2.7 cm/m) |

### GENERAL

|           |                        |
|-----------|------------------------|
| Decibels: | 63 dBA / ECON 61 dBA** |
|-----------|------------------------|


\*\*Decibel levels for Disk per ISO 11201 as recommended by the American Association of Cleaning Equipment Manufacturers & OSHA

|                             |                                     |
|-----------------------------|-------------------------------------|
| Productivity - Theoretical: | Up to 49,587 sqft/hr (4,607 sqm)*** |
|-----------------------------|-------------------------------------|

\*\*\*Based off of ISSA 2010 Cleaning Times


|                           |                                     |
|---------------------------|-------------------------------------|
| Productivity - Practical: | Up to 22,989 sqft/hr (2,136 sqm)*** |
|---------------------------|-------------------------------------|

\*\*\*Based off of ISSA 2010 Cleaning Times



### Cylindrical Benefits

- Eliminates Pre-Sweeping
- Scrub & Sweep Simultaneously
- Superior Tile & Grout Cleaning
- Great for Indoor Track Fields



### Disk Benefits

- Largest Brush/ Pad Selection
- Lowest Maintenance Cost
- Best Performance on Irregular Floors
- Brushes Individually driven