

# FACTORYCAT®

Industrial Cleaning Equipment

## SWEEPERS

### 34 Walkie / TR Rider



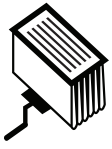
  
**MADE IN  
USA**

A COMPLETE FAMILY OF INDUSTRIAL CLEANING EQUIPMENT



# KEY FEATURES

# INDUSTRIES



**Baghouse Filter and Beater Bar** provides unmatched particulate collection. Sweepers can pick up whole bags of cement at a time. In most cases the filter will last the lifetime of the machine.



**Maintenance is a snap.** There's no oil to change, brooms to reverse, fuel to spill, tanks to exchange, valves to grind. Just put the machine on charge after every shift.



**All steel construction** built to last even in the toughest applications. Able to withstand years of abuse.



**Time is money** and none gets wasted with our sweepers. Monthly labor savings reach thousands of dollars when you sweep with our 34 or TR.




**High Performance motors** provides an unmatched standard of cleaning.



**0 point turns** for no nonsense mobility. This gives the control and accuracy needed for heavy industrial cleaning without missing a spot.



- Fabrication Shops
- Machine Shops
- Saw Mills
- Foundries
- Warehouses
- Automotive Shops
- Distribution Centers
- Fertilizer Packaging



## EASE OF ACCESS

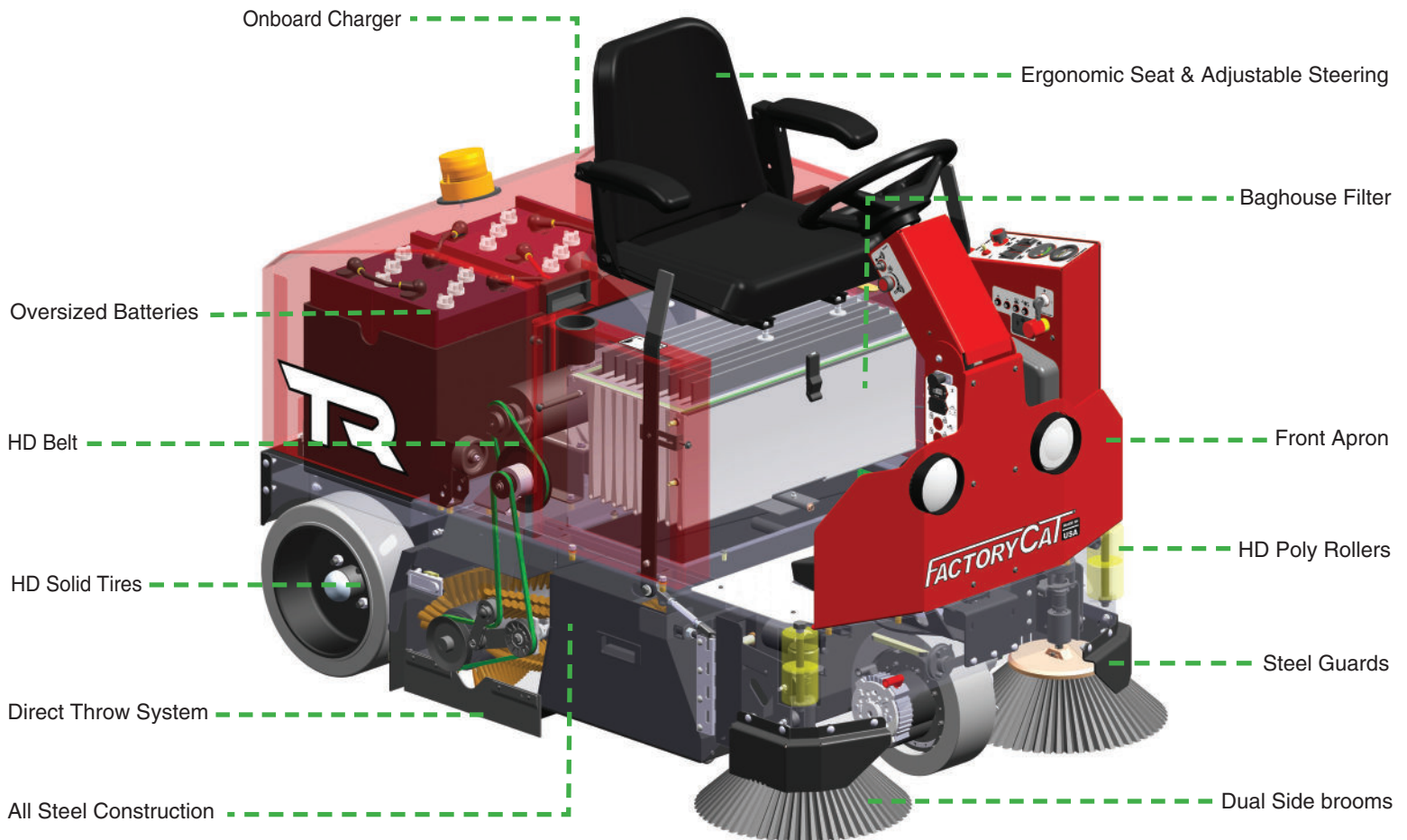

- 1 Oversized Batteries
- 2 Baghouse Filter
- 3 Self Adjusting Main Broom
- 4 Broom Controls

## HOPPER

Dustless sweeping combined with our hopper creates an unmatched sweeping experience. Easily pick up bags of cement in a single pass.



# VIEW INSIDE



# CALL FOR A DEMONSTRATION



☎ 800-634-4060

🌐 (+001)-262-681-3583

🌐 www.factorycat.com

Since 1986, our family owned company has been designing, building and supporting the best in floor maintenance equipment. Our **FACTORYCAT** brand services the world with unsurpassed industrial cleaning equipment, continually exceeding expectations and setting the industry bar that much higher.

We've built our reputation by providing the highest value machines and providing local support via 425 distributors in over 42 different countries.

## AUTHORIZED DISTRIBUTOR



| MODEL                                                                                                                                    | WALK BEHIND 34                                                 | RIDER TR                                                     |
|------------------------------------------------------------------------------------------------------------------------------------------|----------------------------------------------------------------|--------------------------------------------------------------|
| <b>BODY CONSTRUCTION / DIMENSIONS</b>                                                                                                    |                                                                |                                                              |
| Chassis Construction:                                                                                                                    | 1/8" (3 mm) Powder Coated Steel                                | 3/16" (5 mm) Powder Coated Steel                             |
| Front Wheel (Diameter x Width):                                                                                                          | 6" x 2" (15 x 5 cm) - Non-Marking Solid Grey                   | 10" x 3" (25 x 8 cm) - Solid Black                           |
| Rear Wheels (Diameter x Width):                                                                                                          | (2x) 10" x 2" ([2x] 25 x 5 cm) - Non-Marking Grey              | (2x) 14" x 5" ([2x] 36 x 13 cm) - Solid Black                |
| Size (L x W x H):                                                                                                                        | 58" x 31" x 38" (147 x 79 x 96 cm)                             | 64" x 37" x 50" (163 x 94 x 140 cm)                          |
| Weight (w/o Batteries):                                                                                                                  | 295 - 345 lbs (134 - 156 kg)                                   | 825 - 875 lbs (374 - 397 kg)t                                |
| Weight (w/ Standard Batteries):                                                                                                          | 425 - 475 lbs (193 - 215 kg)                                   | 1,115 - 1,165 lbs (506 - 528 kg)                             |
| <b>SWEEPING SYSTEM</b>                                                                                                                   |                                                                |                                                              |
| Sweeping Method:                                                                                                                         | Direct Throw                                                   | Direct Throw                                                 |
| Broom (Diameter x Length):                                                                                                               | 10" x 26" (25 - 66 cm)                                         | 10" x 32" (25 x 81 cm)                                       |
| Broom Power / Speed:                                                                                                                     | 1.0 hp / 400 rpm (746 watts)                                   | 1.0 hp / 435 rpm (746 watts)                                 |
| Side Broom Size:                                                                                                                         | (1x) 17" (43 cm)                                               | (2x) 17" ([2x] 43 cm)                                        |
| Side Broom Power / Speed:                                                                                                                | 0.3 hp / 65 rpm (224 watts)                                    | (2x) 0.3 hp / 100 rpm (224 watts)                            |
| Hopper Capacity:                                                                                                                         | 2.0 cubic ft. (56 liters)                                      | 4.2 cubic ft. (116 liters)                                   |
| <b>POWER SYSTEM</b>                                                                                                                      |                                                                |                                                              |
| System Voltage:                                                                                                                          | 12 VDC                                                         | 24 VDC                                                       |
| Standard Battery:                                                                                                                        | 175 ah WET*                                                    | 240 ah WET*                                                  |
| <small>*Includes Onboard Charger</small>                                                                                                 |                                                                |                                                              |
| Optional Battery:                                                                                                                        | 215 ah AGM                                                     | 325 ah WET / 420 ah WET / 250 ah AGM / 390 ah AGM            |
| Run Time:                                                                                                                                | Up to 5 Hours**                                                | Up to 5 Hours**                                              |
| <small>**Run times are based on continuous sweeping run times.</small>                                                                   |                                                                |                                                              |
| Charger:                                                                                                                                 | 120 VAC / 60 Hz Input - 12 VDC / 25 amp Output                 | 120VAC / 60 Hz Input - 24 VDC / 37A Output                   |
| <b>DRIVE SYSTEM:</b>                                                                                                                     |                                                                |                                                              |
| Power:                                                                                                                                   | 1.0 hp - All Gear / Sealed (746 watts)                         | 1.0 hp - All Gear / Sealed (745 watts)                       |
| Speed Control:                                                                                                                           | 0 - 237.6 ft/min / 0 - 2.7 mph (0 - 72.4 m/min / 0 - 4.3 km/h) | 0 - 308 ft/min / 0 - 3.5 mph (0 - 93.9 m/min / 0 - 5.6 km/h) |
| <b>FILTERING SYSTEMS:</b>                                                                                                                |                                                                |                                                              |
| Filtering Material:                                                                                                                      | Polymer Felt/Baghouse                                          | Polymer Felt/Baghouse                                        |
| Filter Rating:                                                                                                                           | 1 Micron                                                       | 1 Micron                                                     |
| Size:                                                                                                                                    | 5,192 sq. inches (3.35 sqm)                                    | 5,192 sq. inches (3.35 sqm)                                  |
| Vacuum Specs (Airflow):                                                                                                                  | 250 cfm                                                        | 280 cfm                                                      |
| <b>GENERAL:</b>                                                                                                                          |                                                                |                                                              |
| Cleaning Width:                                                                                                                          | 34" (86 cm)                                                    | 46" (117 cm)                                                 |
| Decibels:                                                                                                                                | 61 dBA***                                                      | 65 dB***                                                     |
| <small>***Decibel levels per ISO 11201 as recommended by the American Association of Cleaning Equipment Manufacturers &amp; OSHA</small> |                                                                |                                                              |
| Productivity - Theoretical:                                                                                                              | Up to 21,316 sqft (1,980 sqm)****                              | Up to 75,000 sqft (6,968 sqm)****                            |
| <small>****Productivity is based off of ISSA 2010 Cleaning Times</small>                                                                 |                                                                |                                                              |
| Productivity - Practical:                                                                                                                | Up to 17,647 sqft (1,639 sqm)****                              | Up to 59,406 sqft (5,519 sqm)****                            |
| <small>****Productivity is based off of ISSA 2010 Cleaning Times</small>                                                                 |                                                                |                                                              |



**Manufactured By:**  
 R.P.S. Corporation  
 1711 South Street  
 Racine, Wisconsin 53404 (USA)  
 Phone: (800) 634-4060  
 International: (+001) 262-681-3583  
 www.factorycat.com